


SV SERIES

Seize the Moment, Leading the Efficiency

660-675W



● SV SERIES

SEG Solar INC. (SEG) redefined the high-efficiency module series by integrating 210mm silicon wafers with multi-busbar and half-cut cell technologies. SEG panel combined creative technology effectively and extremely improved the module efficiency and power output.

● KEY FEATURES

- The transmittance of 400~1100nm band in the transparent region is $\geq 90\%$
- Using POE or EVA package, there is no need to worry about component power attenuation caused by PID
- A transparent backsheet reduces module weight by 30%, resulting in reduced shipping and installation costs
- Through ultraviolet 500kWh/m² strict test, fully meet the requirements of 25 years of use of the modules
- Timely release of packaging material decomposition of acetic acid, effectively reduce the concentration of acetic acid modules
- Consistent with conventional component production process, no need to modify production equipment



● PRODUCT CERTIFICATION

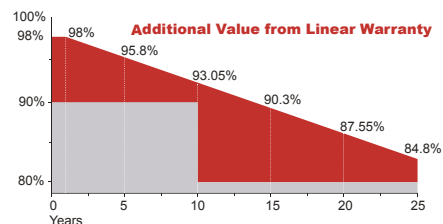
IEC61215:2016; IEC 61730:2016; UL1703; UL1730/CSA/CEC	
IEC62804	PID
IEC61701	Salt Mist
IEC62716	Ammonia Resistance
IEC60068	Dust and Sand
IEC61215	Hailstone(25mm)
Fire Type (UL61730):1/29 (Type1-HV Type29-BG)	
ISO14001:2015; ISO9001:2015; ISO45001:2018	



● INSURANCE

PICC

● WARRANTY



Guarantee on product material and workmanship



Linear power output warranty

SEG SOLAR INC.(SEG)

Mechanical Specifications

External Dimension	2384 x 1303 x 35 mm
Weight	34.0 kg
Solar Cells	PERC Mono crystalline(132 pcs)
Front Glass	3.2 / mm AR coating semi-tempered glass / low iron
Backsheet	Transparent backsheet
Frame	Anodized aluminium alloy
Junction Box	IP68 / 3 diodes
Connector Type	MC4 Compatible
Cable Type / Length	12 AWG PV Wire (UL/IEC) / 1200 mm
Mechanical Load(Front)	5400 Pa / 113 psf*
Mechanical Load(Rear)	2400 Pa / 50 psf*

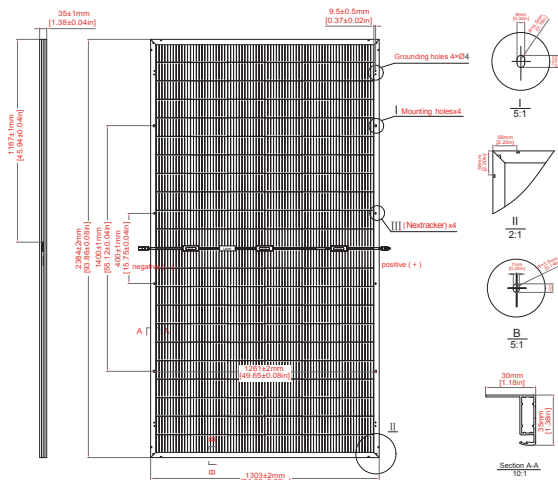
*Refer to SEG installation Manual for details

Packing Configuration

Container	40'HQ
Pieces per Pallet	31
Pallets per Container	17
Pieces per Container	527

For details, please consult SEG.

Technical Drawing



*Refer to SEG installation Manual for details

Electrical Characteristics

Module Type	SEG-660-BMC-TB			SEG-665-BMC-TB			SEG-670-BMC-TB			SEG-675-BMC-TB		
	Front STC	Front NOCT	Back STC	Front STC	Front NOCT	Back STC	Front STC	Front NOCT	Back STC	Front STC	Front NOCT	Back STC
Maximum Power -P _{mp} (W)	660	496	462	665	500	466	670	504	469	675	507	473
Open Circuit Voltage -V _{oc} (V)	43.9	41.0	43.6	44.1	41.19	43.8	44.3	41.38	44.0	44.5	41.56	44.2
Short Circuit Current -I _{sc} (A)	19.14	15.47	13.49	19.19	15.51	13.53	19.24	15.55	13.56	19.29	15.59	13.60
Maximum Power Voltage -V _{mp} (V)	36.82	33.81	36.81	37.02	33.98	37.01	37.22	34.15	37.21	37.42	34.30	37.41
Maximum Power Current -I _{mp} (A)	17.93	14.69	12.56	17.97	14.72	12.60	18.01	14.76	12.61	18.04	14.79	12.65
Module Efficiency STC-η _m (%)	21.25			21.41			21.57			21.73		
Power Tolerance (W)	(0, +4.99)											
Pmax Temperature Coefficient	-0.34 %/°C											
Voc Temperature Coefficient	-0.26 %/°C											
Isc Temperature Coefficient	+0.05 %/°C											

STC: Irradiance 1000 W/m² module temperature 25°C AM=1.5
NOCT: Irradiance 800W/m² ambient temperature 20°C module temperature 45°C wind speed: 1m/s
Power measurement tolerance: +/-3%

Rear Side Power Gain(SEG-660-BMC-TB)

Power Gain	10%	15%	20%	25%	30%
Maximum Power -P _{mp} (W)	726	759	792	825	858
Open Circuit Voltage -V _{oc} (V)	43.9	43.9	43.9	43.9	43.9
Short Circuit Current -I _{sc} (A)	21.05	22.01	22.97	23.93	24.88
Maximum Power Voltage -V _{mp} (V)	36.82	36.82	36.82	36.82	36.82
Maximum Power Current -I _{mp} (A)	19.72	20.62	21.52	22.41	23.31

Application Conditions

Maximum System Voltage	1500V DC
Maximum Series Fuse Rating	30 A
Operating Temperature	-40~+85 °C
Nominal Operating Cell Temperature	45±2 °C
Bifaciality	70%±10%

I-V Curve

